

# ***Ellipse***

**AIR HOCKEY**



**Warning**

**Adult Assembly Required**

Asamblea de adultos de advertencia necesaria



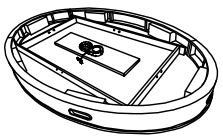
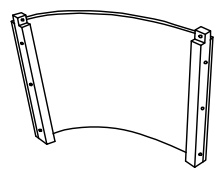
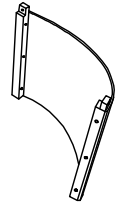
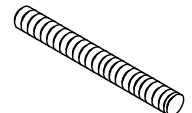
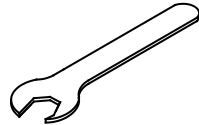
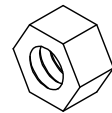
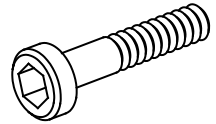
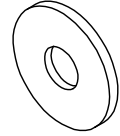
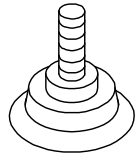
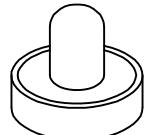




**MODEL # / No. de Modelo**

**#390033**

Assembly and Instructions/Asamblea e Instrucciones

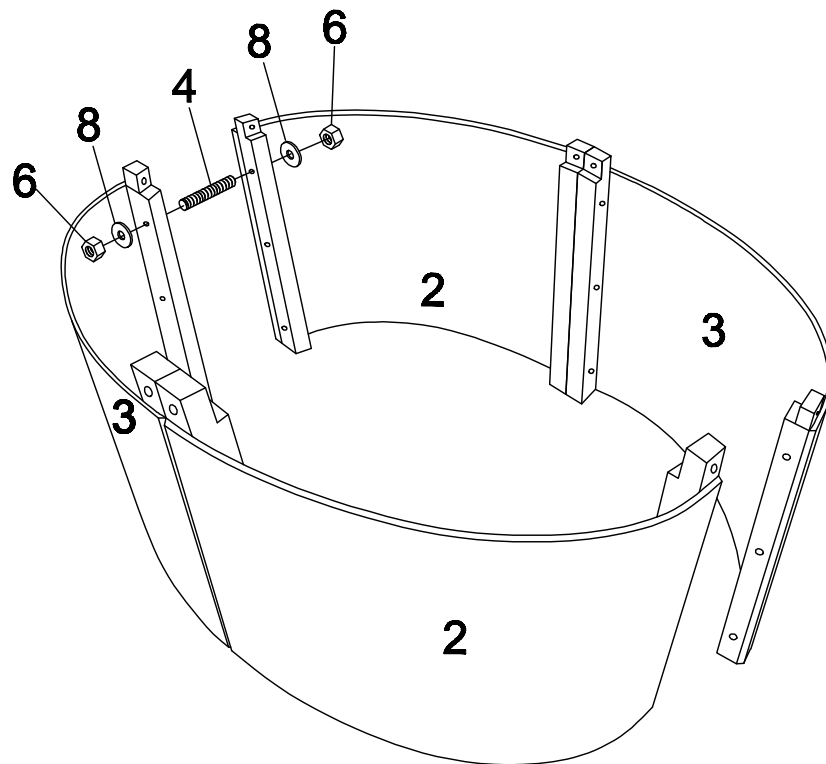
Do you have a question concerning your American Heritage Billiards product? Please contact the retailer you purchased your furniture from to get more information on the product. If you cannot contact the retailer you purchased from, please send us an inquiry to our website and we'll do best to help. Thank you for your support!

# Parts List

<p>1</p>  <p><b>Main Cabinet</b> 1 Piece</p>	<p>2</p>  <p><b>Leg-A</b> 2 Pieces</p>	<p>3</p>  <p><b>Leg-B</b> 2 Pieces</p>	<p>4</p>  <p><b>5/16"x5" bolt</b> 12 Pieces</p>
<p>5</p>  <p><b>Wrench</b> 2 Piece</p>	<p>6</p>  <p><b>5/16" Nut</b> 24 Pieces</p>	<p>7</p>  <p><b>5/16"x2-1/4" bolt</b> 8 Pieces</p>	<p>8</p>  <p><b>5/16"X23mm Washer</b> 32 Pieces</p>
<p>9</p>  <p><b>5/16" Leg leveler</b> 4 pieces</p>	<p>10</p>  <p><b>Goalie</b> 6 pieces</p>	<p>11</p>  <p><b>Round puck</b> 6 pieces</p>	<p>12</p>  <p><b>Goal Blockers-A</b> 4 pieces</p>
<p>13</p>  <p><b>Goal Blockers-B</b> 2 pieces</p>	<p>14</p>  <p><b>Wrench</b> 1 piece</p>		

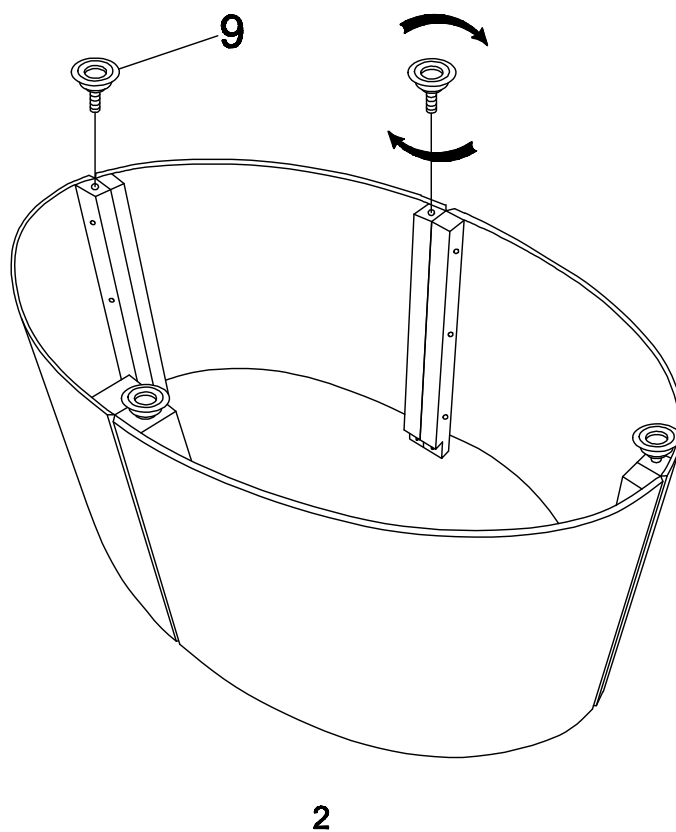
## Step:1

Assemble the Leg Set using Bolts (4), Washers (8), and Nuts (6)



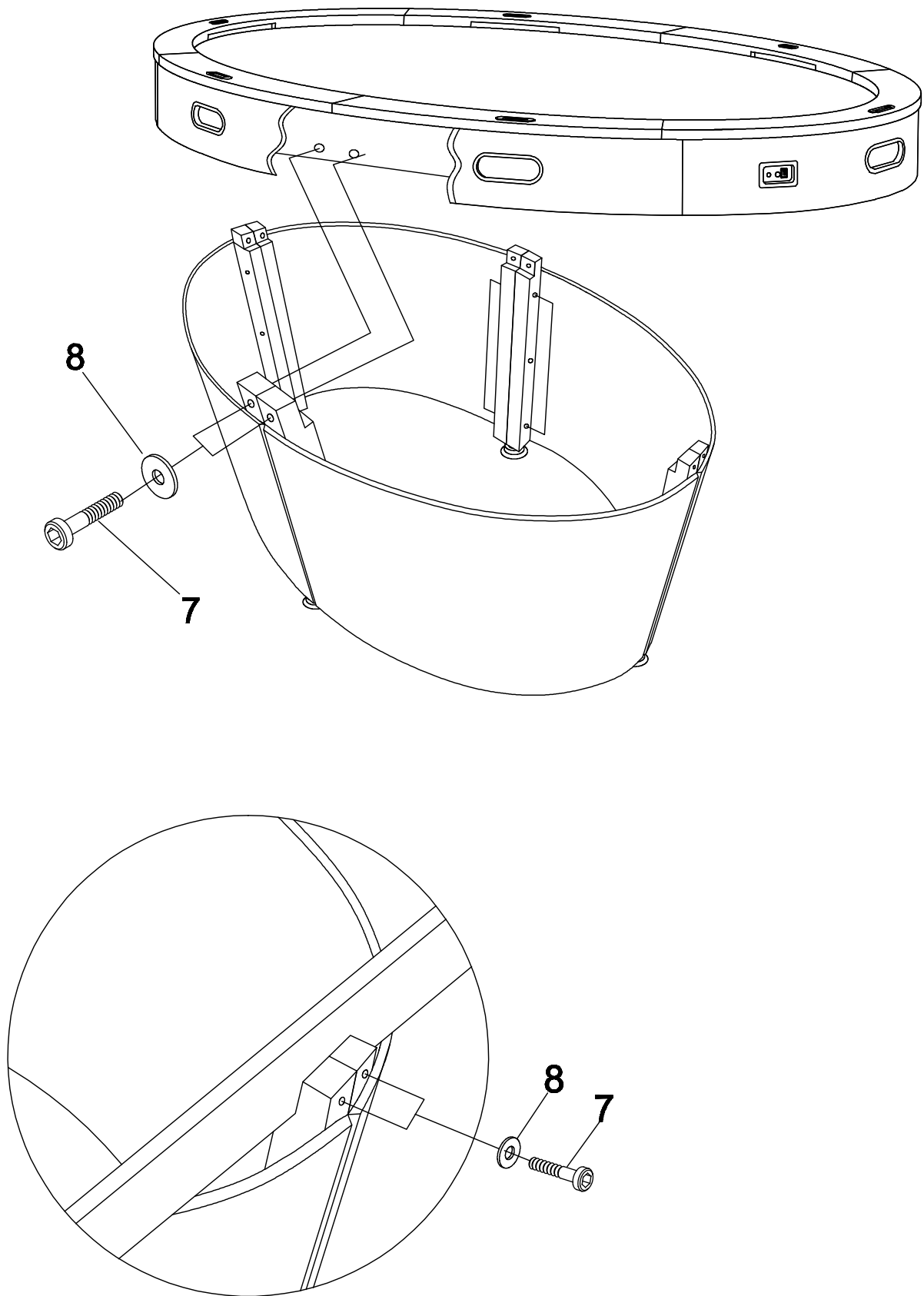
## Step:2

Attach the Leg Levelers



## Step:3

Attach the Leg Set to the Cabinet using Bolts (7) and Washers (8)





## Step:4

- Assembly is complete, enjoy your new air hockey table!
- Please remember to store the Goal Blockers in a safe place as they are needed for Elimination style gameplay
- Please utilize the Bluetooth speaker functionality by connecting any Bluetooth compatible device

